

CHASING STARS

Workshop on Mount Bettmerhorn



Night Photography Workshops on Mount Bettmerhorn
with an overnight stay at the Restaurant Bettmerhorn

Markus Eichenberger Photo & Film Productions

contact@markuseichenberger.com

www.ChasingStars.club

SCHEDULE

- 15:30 Take the cable car up to the Bettmerhorn
- 16:00 Greeting of all the participants in the Restaurant Bettmerhorn by Markus, start of the workshop
- 16:15 Information tour of the facilities
- 16:30 Preparation for sunset photography
Enjoy the amazing views and take in the peaceful atmosphere of the place, it is possible to drink something warm
- 17:15 Enjoy sunset and take photos
- 17:45 1 1/2 hours star photography course in the restaurant
- 19:30 Dinner with Cheese Fondue (alternative meal available)
- 20:30 Preparation star photography
- 21:00 Enjoying the starry sky and the mountains. Taking photos (including further help and instructions by Markus if needed), sleeping and having a rest with the option to drink and eat something during the night (self-service)
- 07:00 Preparation for sunrise photo shooting
- 08:00 Enjoy the sunrise and take photos
- 08:30 Enjoy the views and the atmosphere while having breakfast at the Restaurant Bettmerhorn (optional)
- 10:00 Official end of the workshop

WORKSHOP DATES:

every night from January 21 - January 27, 2017

every night from February 25 - March 3, 2017

every night from March 24 - March 28, 2017

All workshops are organised one week before and after the new moon to assure dark nights and bright stars. Feel free to make a reservation for more than one event at a time. However, 5 days before the event, the participants will be informed if the workshop will take place (it is depending heavily on the weather conditions). By the time of the confirmation it is also your obligation to attend the workshop or to cancel it so that another person has the opportunity to join. In case of more reservations than places available, a waiting list will be made. As always, first comes first serves.

If the workshops are held depends mainly on the weather conditions. The event will only take place when the weather conditions are very good (clear night skies) and there are enough participants (minimal 4 photographers and 2 star gazers).

In case of interest it is also possible to hold the course in German and Spanish. Please contact me directly for further information contact@markuseichenberger.com.

WORKSHOP COSTS

The workshop costs 400.— CHF for photographers (it includes the star photography course and documents) and 250.— CHF for stargazers (without photography course). Included for everyone is dinner (Cheese

Fondue or alternative meal), accommodation (mattress with blanket). Tripods and headlights can be borrowed for photography participants if needed. Costs for transportation are not included. **Insurance is the responsibility of the participants.**

PARTICIPANTS / WORKSHOP LEADER

The number of participants is limited to 10 people (6 photographers and 4 stargazers) to assure a high quality of the workshop. **The photography course is made in a way that all levels of photographers, from beginners to professionals, can participate.** The workshop leader is Markus Eichenberger.

RECOMMENDED GEAR

Photography Gear

To be able to take high quality photos of the stars, it is recommended to use a DSLR or a mirrorless camera. To allow enough light to fall onto the camera sensor, a lens with a big aperture provides better results. The aperture should be bigger than F 4.0, ideally an F2.8 lens. To get most of the scenery, it is also recommended to use a wide angle lens of 24mm to 15mm. Most cameras that have been made in the last 3-5 years are very good in noise reduction at high ISOs and therefore very suitable for night photography. A tripod is a must for night photography. If not available I can lend you one. Please let me know in advance if you need one or if you have any additional questions about the workshop.






IMPRESSIONS OF THE SUMMER WORKSHOPS



Clothing / Sleeping bag

It will be very cold at 2600 meters above sea level. It means that warm ski clothing, a hat and gloves are very important. A headlight or torch is recommended as we will be outside during new moon, where there is not much light available. Good shoes that protect against the cold and which have a good profile are also essential. If available, please bring your own sleeping bag. Otherwise a mattress and blanket will be provided. Please let me know in advance.

HOW TO GET THERE

 Betten Talstation- Bettmeralp	 Bettmeralp-Bettmerhorn
 12:15	09:00-
12:45	16:30
12:55	
13:25	
13:55	
14:25	
14:55	
15:25	
15:55	
16:25	
16:55	
17:25	
17:55	

All information subject to change

Ski Tourist Participants: It is possible to ski and take the cable car directly to the top of the Bettmerhorn. The skis can be stored there during the night. Important: please make sure that you take another pair of shoes with you. Ski shoes are not suitable nor comfortable for the night stay and the workshop. **It is not allowed to ski down to Bettmeralp during the night as the slopes are prepared. It is dangerous.**

Photography Participants: The cable car runs from the Betten station with a change at Bettmeralp (walk of 15 minutes required) to the Bettmerhorn.

For all Participants: Please make sure that you calculate enough time to get to the Bettmerhorn before the last cable car ride.

TRANSPORTATION COSTS

	Einzelfahrt CHF	Hin & zurück CHF
Mörel - Riederalp	9.80	19.60
Riederalp - Hohfluh/Moosfluh	14.00	20.00
Mörel - Hohfluh/Moosfluh	23.80	39.60
Teilretour		33.60
Betten Talstation - Bettmeralp	9.80	19.60
Bettmeralp - Bettmerhorn	16.80	24.00
Betten Talstation - Bettmerhorn	24.80	42.00
Teilretour		34.00
Fiesch - Fiescheralp	20.00	27.00
Fiescheralp - Eggishorn	20.00	30.00
Fiesch - Eggishorn	33.00	45.00
Teilretour		41.00

Ermässigungen
 GA SBB auf den Zubringerbahnen gültig! (Mörel – Riederalp, Betten Talstation – Bettmeralp und Fiesch – Fiescheralp) Auf den übrigen Strecken wird eine Ermässigung von 50% gewährt.
 50 % Ermässigung für Kinder (6 – 16 Jahre), Inhaber eines Halbtax-Abo oder Swiss Travel Pass, Hunde
 20 % Ermässigung für Gruppen (ab 10 Personen)

Transportation costs have to be paid by the participants. Betten - Bettmerhorn costs 42 CHF Return (Halbtax 21 CHF). The GA is valid up to the Bettmeralp! From there the ticket costs 50% of the standard fare. Most likely the cable car rides are also included in the ski pass for all the ski tourists that will join. However, please make sure you double-check before hand.

ACCOMMODATION / SLEEPING

We have the unique opportunity to stay overnight inside the Restaurant Bettmerhorn. There, we will also enjoy having dinner, attending the photography course and to sleep. Mattresses and blankets will be provided for the participants that do not have any. The restaurant has been freshly renovated and has central heating. There is the opportunity to have hot drinks and snacks during the night. There are also new, modern toilets available. During the information tour, I will explain all the details about the facilities.



COURSE DOCUMENTS

At the end of the workshop, all photography participants will receive one of my USB sticks with the course documents on it.



As a participant of the workshop you have the possibility to join the Facebook Group “Swiss Star Chasers”. This group is made for all who have a passion for star photography. It is a place to ask questions or to share information about anything related to night photography.



BOOKING OF THE WORKSHOPS

I have started to work together with zB. Zentrum Bildung. The reservation can be done directly on their website:

<https://www.zentrumbildung.ch/weiterbildung/kursprogramm/fotografie-fotografie-kurse/chasingstars>

For additional impressions of the summer workshops and what people say about them:

www.ChasingStars.club



Markus Eichenberger
PHOTO & FILM PRODUCTIONS

Contact:

Mobile: +41 78 648 88 20

contact@markuseichenberger.com

[My Webpage](#)

[Video Demo Reel](#)

[Video Portfolio](#)